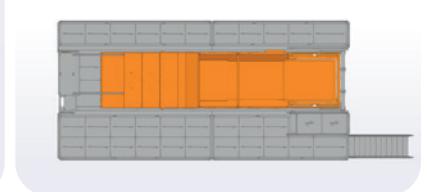
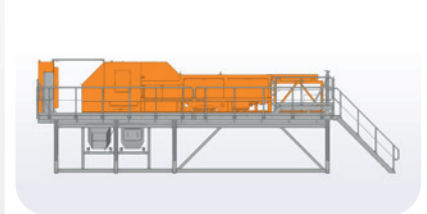

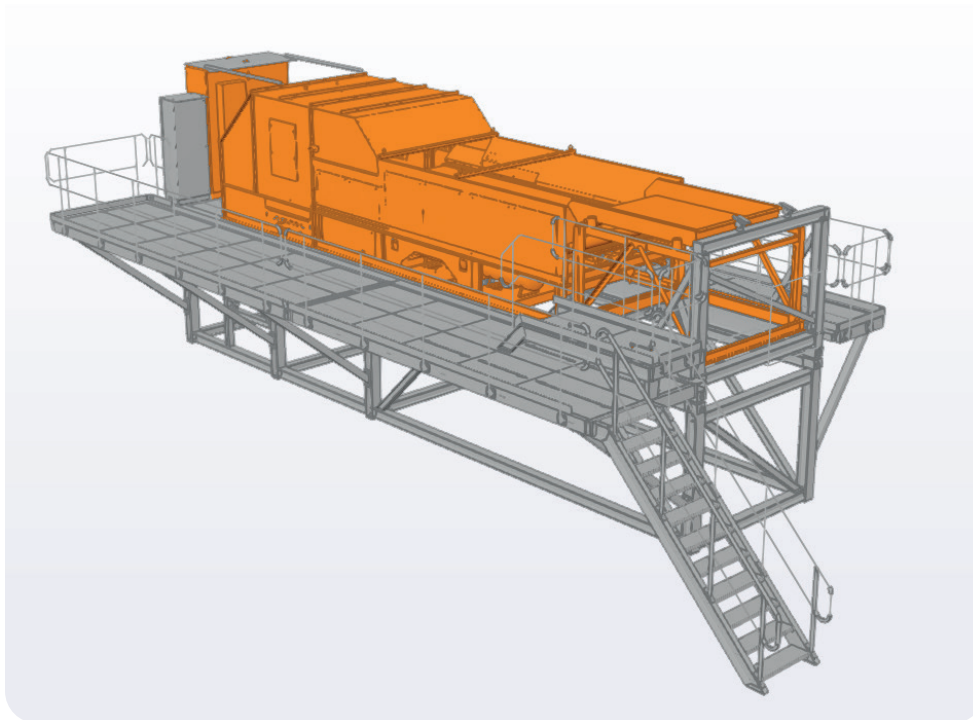


R5: Inductive Sensor Separator module



Description

- ISS Inductive Sensor separator, (IBA-proof, galvanized frame and stainless steel platework)
- Container-frame based construction for easy set-up, breakdown and transportation
- Totally galvanized construction (IBA-proof!)
- (De-)mountable stairways and platforms
- Control cabinet IP65 'outside' version provided with TRS Modular Plant Control System (MPCS), for stand-alone control or in combination with other modules

Optional

- Discharge conveyors for separated materials

Applications

- IBA (bottom ash) – waste – metals - shredder residues

Dimensions

Transport:

1 truck load

Operational:

12,0 x 3,0 x 3,0m (l x w x h)

Weight

Ca. 12t

Installed power

12kW (excl. compressor)

